

GF438II

Three Phase Power Quality Analyzer

GF438II handheld three phase power quality analyzer offer the best ability in power quality analysis, GF438II handheld power quality analyzer help locate, predict, prevent and troubleshoot power quality problems in three phase and single phase power distribution systems. Additionally, GFUVE patented energy loss algorithm, unified power measurement, measuring and counting energy losses due to harmonics and unbalance issues, allowing the user to pinpoint the origin of energy losses in the system.



Features

1. 3s statistical interval, continuously record 168h
2. Support multi-brand current transformer
3. Up to 32G data storage space
4. Record up to 461 power energy parameters simultaneously
5. Up to 10000 screenshots saved
6. Support periodic recording function
7. Up to 3.9M/s USB high-speed transfer
8. Recording wave

Functions

1. Energy loss calculator: classic active and reactive power measurements, unbalance and harmonic power, are quantified to pinpoint true system energy losses in dollars (other local currencies available).
2. Power inverter efficiency: simultaneously measure AC output power for power electronics systems.
3. Power wave data capture: GF438II analyzers capture fast RMS data, show half-cycle and waveforms to characterize electrical system dynamics (generator start-ups, UPS switching etc.).
4. Waveform capture: GF438II capture 50/60 cycles (50/60Hz) of each event that is detected in all modes, without set-up.
5. Automatic transient GF438II analyzers capture 200 kHz waveform data on all phases simultaneously up to 1000V.
6. Fully class-A compliant: GF438II analyzers conduct tests according to the stringent international IEC 61000-4-30 class-A standard.
7. Mains signaling: GF438II analyzer measure interference from ripple control signals at specific frequencies.
8. Troubleshoot: analyze the trends using the cursors and zoom tools.
9. Highest safety rating in the industry: 600 V CAT IV/1000 V CAT III rated for use at the service entrance.

Архангельск (8182)63-90-72
 Астана (7172)727-132
 Астрахань (8512)99-46-04
 Барнаул (3852)73-04-60
 Белгород (4722)40-23-64
 Брянск (4832)59-03-52
 Владивосток (423)249-28-31
 Волгоград (844)278-03-48
 Вологда (8172)26-41-59
 Воронеж (473)204-51-73
 Екатеринбург (343)384-55-89
 Иваново (4932)77-34-06

Ижевск (3412)26-03-58
 Иркутск (395)279-98-46
 Казань (843)206-01-48
 Калининград (4012)72-03-81
 Калуга (4842)92-23-67
 Кемерово (3842)65-04-62
 Киров (8332)68-02-04
 Краснодар (861)203-40-90
 Красноярск (391)204-63-61
 Курск (4712)77-13-04
 Липецк (4742)52-20-81
 Киргизия (996)312-96-26-47

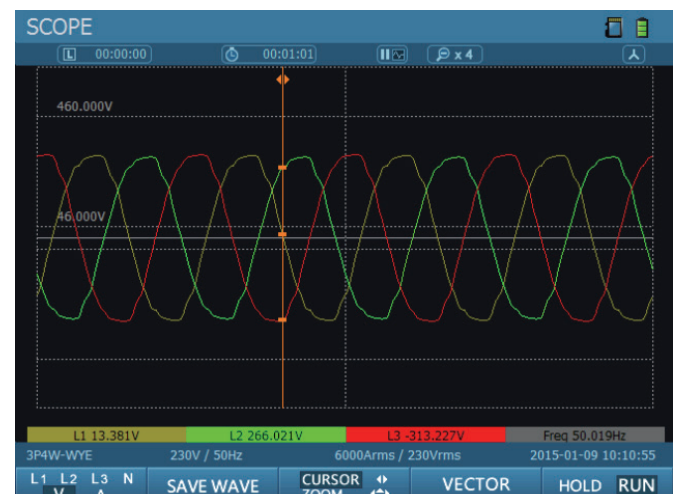
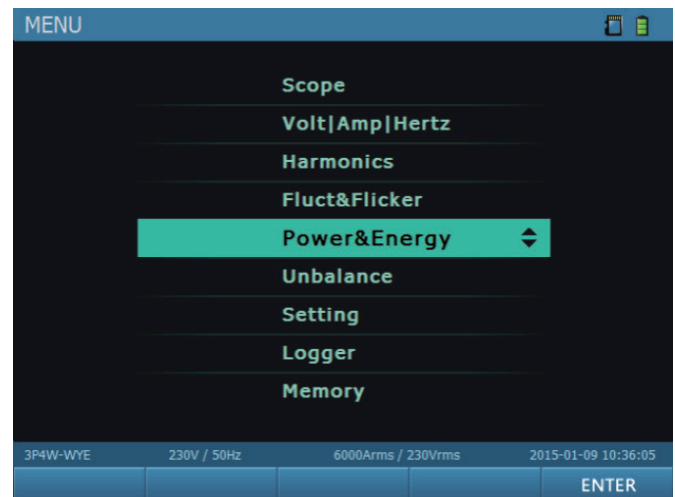
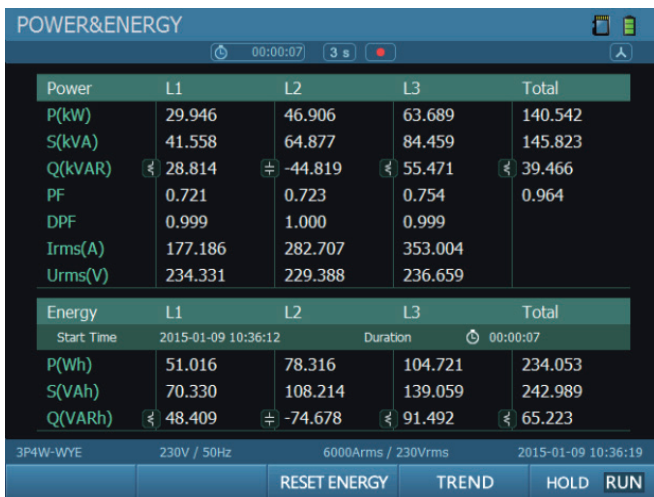
Магнитогорск (3519)55-03-13
 Москва (495)268-04-70
 Мурманск (8152)59-64-93
 Калининград (4012)72-03-81
 Набережные Челны (8552)20-53-41
 Нижний Новгород (831)429-08-12
 Новокузнецк (3843)20-46-81
 Новосибирск (383)227-86-73
 Омск (3812)21-46-40
 Орел (4862)44-53-42
 Оренбург (3532)37-68-04
 Пенза (8412)22-31-16
 Россия (495)268-04-70

Пермь (342)205-81-47
 Ростов-на-Дону (863)308-18-15
 Рязань (4912)46-61-64
 Самара (846)206-03-16
 Санкт-Петербург (812)309-46-40
 Саратов (845)249-38-78
 Севастополь (8692)22-31-93
 Симферополь (3652)67-13-56
 Смоленск (4812)29-41-54
 Сочи (862)225-72-31
 Ставрополь (8652)20-65-13
 Казахстан (772)734-952-31

Сургут (3462)77-98-35
 Тверь (4822)63-31-35
 Томск (3822)98-41-53
 Тула (4872)74-02-29
 Тюмень (3452)66-21-18
 Ульяновск (8422)24-23-59
 Уфа (347)229-48-12
 Хабаровск (4212)92-98-04
 Челябинск (351)202-03-61
 Череповец (8202)49-02-64
 Ярославль (4852)69-52-93

10. Measure all three phases and neutral: with included four flexible current probes with enhanced thin flex designed to fit into the tightest places.
11. Automatic trending: every measurement is always automatically recorded, without any set-up.
12. System-monitor: ten power quality parameters on one screen according to EN50160 power quality standard.
13. Logger function: configure for any test condition with memory for up to 600 parameters at user defined intervals.
14. View graphs and generate reports: with included analysis software.
15. Battery life: up to 5 hours operating time per charge on Li-ion battery pack.

Display



Parameters

Name	Measurement type
Voltage	rms, ava, pk+, pk-, rms-1/2, CF
Frequency	Freq
Current	rms, ava, pk+, pk-, rms-1/2, CF
Power & energy	P, S, Q, PF, DPF, W
Computation	THD, DC, 1-63 Harm, 1-62 InHarm, 1-35 HiHarm, 1-62
Voltage harmonic	THD, DC, 1-63 Harm, 0-62 InHarm, 1-35 HiHarm, 1 62-SubHarm , KF
Current harmonic	THD, DC, 1-62 Harm
Harmonic power	Ia, Ib, Ic, ΣP_{total} , ΣQ_{total} , ΣS_{total} , 15 minutes
Fluctuation and flickering	PST, PLT, Fluct, Fluct Max
Unbal	V Pos, A pos , V neg , A neg , V zero, A zero, Unbal
Event log	Voltage swell, voltage sags, DIP, surge current, voltage and current distortion out of limit, odd harmonics containing rate out of limited, unbalanced voltage current out of limit, frequency out of limit, PST out of limit, PLT out of limit, long-term voltage interruption, voltage fluctuation deviation, voltage harmonics out of limit, 2-25st harmonics out of limit
P, Q, S name	Measurement type
Measurement types	P: Calculate by every 10 cycles S: Calculated by the effective value of voltage and current Q: Calculated by the apparent power, active power
Display	Table charts, trend chart
Measuring range	According to the range of the voltage and current
Resolution	0.001W
Accuracy	$\pm 0.5\%$
Urms	Measurement type
Mode	Calculated by the square root value of 10/12 cycle
Measuring circuit	1P2W/ 2P3W /3P3W/ 3P4W
Basic frequency of the measuring circuit	50Hz, 60Hz
Input channels	4 phase voltage, 4 phase current
Display mode	Effective current value of each channel
Range	120V, 230V, 400V, 1000V, Max 1000V instantaneous voltage
Resolution	0.001V
Accuracy	0.1% RG

Arms		Measurement type
Mode		Calculated by the square root value of 10/12 cycle
Display mode		Effective current value of each channel
Range		Current: according to the current clamps Option Current clamps:5A/50A/100A/500A/1000A Flexible Current probe: 1000A/3000A/6000A
Resolution		0.001A
Accuracy		0.1% + accuracy of the current clamps
Frequency		Measurement type
Measurement mode		Calculate by 10 cycles (50Hz) or (60Hz)
Display mode		Measurement by 10 cycles
Nominal frequency/resolution		50.000Hz/0.001Hz or 60.000Hz/0.001Hz
Bandwidth measurement		42.5-57.5Hz or 52.5-67.5Hz
Accuracy		±0.001Hz
Half-wave RMS current/voltage		Measurement type
Measurement mode		Calculate by every 2 cycles. Each cycle ,1/2 cycle made up of a waveform calculation
Measuring range/resolution		Voltage: 120V/0.01V, 230V/0.01V, 400V/0.01V, 1000V/0.01V,Current: According to the current clamps
measurement accuracy		±0.1%
Power factor		Measurement type
Measurement mode		The ratio of average power to apparent power
Display mode		Real-time data showed
Measurement range/resolution		-1.000-1.000/0.001
Accuracy		±0.1%
Vfund, Afund, Harmonic power		Measurement type
Measurement mode		Meet IEC61000-4-7,Analysis time window is ten cycles
Window points		5120 points
Display mode		Form figure, trend charts, histograms
Number of measurement		1-50 Times
Measurement accuracy		Vfund >1%: Error<1% Vfund <1%: Error<0.05% Rated Voltage Afund >3%: Error<1% Afund <3%: Error<0.05% Current range
InHarm Voltage, InHarm current		Measurement type
Measurement mode		Meet IEC61000-4-7, Analysis time window is ten cycles
Window points		5120 points
Display mode		Form figure, trend charts, histograms
Numbers of measurement		1-16 groups

InHarm Voltage, InHarm current	
Measurement accuracy	Measurement type Vfund >1%: Error<1% Vfund <1%: Error<0.05% Rated Voltage Afund >3%: Error<1%
Voltage/current Unbal (pos, neg)	
Measurement mode	Measurement type 3P3W or 3P4W, using three phase of fundamental wave components to calculate
Display mode	Form figure, trend charts, histograms
Measurement accuracy	Voltage unbal: $\pm 0.2\%$ Current unbal: $\pm 0.5\%$
Voltage fluctuation	
Measurement mode	Measurement type Calculate by the quadratic mean of half wave.
Display mode	Form figure, trend charts
Measurement accuracy	$\pm 1\%$
IEC Flickering	
Measurement	Measurement type P short term (Pst) , P long term (Plt)
Measurement mode	According to IEC61000-4-15 Standard to calculate Pst (10 mins) Plt (2 hours)
Display mode	Form figure, trend charts
Measurement range	0-20
Measurement accuracy	$\pm 5\%$
Surge current	
Measurement mode	Measurement type Half-wave RMS of current is higher than set value and sustain time is 10ms-1min
Display mode	Maximum of the surge current and surge current wave
Measurement accuracy	0.10%
Voltage swell, Voltage sags, DIP	
Measurement mode	Measurement type Swell: When half-wave RMS of voltage is higher than set value and sustain time is 10ms-1min, judged as swell. Sags: When half-wave RMS of voltage is lower than set value and sustain time is 10ms-1min, judged as sags. DIP: half-wave RMS of voltage is higher than set value and sustain time is 10ms-1min, judged as DIP
Display mode	Swell, sags, DIP wave sustain time, extent and so on.
Measurement accuracy	0.10%
Machinery	
Size	263mm x 168mm x 65mm
Key	21PCS
Binary	binary input:1 ; binary output:1
Comunication Port	USB, 10/100M port

Machinery - continued

Weight	2KG
Power supply	
Voltage input	110V-240V
Adapter output	15V, 3A
Battery	Rechargeable nickel metal hydride, 5500mAh
Battery working time	≥ 6h
Battery recharging time	5h (Environment temperature 25°C)
Power saving facility	LCD backlight brightness is adjustable, standby time is adjustable

Display

Size	112.8 x 84.6mm
Color	260000 color
Resolutions	640 x 480
Brightness	Max 350 cd/m2 (Typ), brightness is adjustable
Contrast	500:1 (Typ)
Visual angle	70/70/50/70 (Typ.)(CR ≥ 10) (Left/ Right/ UP/Down)

Environment

Working environment	0°C to +45°C, humidity below 90rh%
Storing environment	-20°C to +50°C, humidity below 95rh% (non-condensing)

Store

Type	TF card (inbuilt)
Size	32G

Standards

Measurement method	IEC 61000-4-30
Measurement performance	IEC 61000-4-30 A LVL
Flickering	IEC 61000-4-15
Harmonic	IEC 61000-4-7

Safety

Standard	GB 4793.1-2007/IEC 61010-1:2001: "Measurement, control and laboratory electrical equipment safety requirements", first part: general requirements.
MAX voltage of phase angle input	CAT III 1000 V/ CAT IV 600 V.

Архангельск (8182)63-90-72
Астана (7172)727-132
Астрахань (8512)99-46-04
Барнаул (3852)73-04-60
Белгород (4722)40-23-64
Брянск (4832)59-03-52
Владивосток (423)249-28-31
Волгоград (844)278-03-48
Вологда (8172)26-41-59
Воронеж (473)204-51-73
Екатеринбург (343)384-55-89
Иваново (4932)77-34-06

Ижевск (3412)26-03-58
Иркутск (395)279-98-46
Казань (843)206-01-48
Калининград (4012)72-03-81
Калуга (4842)92-23-67
Кемерово (3842)65-04-62
Киров (8332)68-02-04
Краснодар (861)203-40-90
Красноярск (391)204-63-61
Курск (4712)77-13-04
Липецк (4742)52-20-81

Киргизия (996)312-96-26-47

Магнитогорск (3519)55-03-13
Москва (495)268-04-70
Мурманск (8152)59-64-93
Набережные Челны (8552)20-53-41
Нижний Новгород (831)429-08-12
Новокузнецк (3843)20-46-81
Новосибирск (383)227-86-73
Омск (3812)21-46-40
Орел (4862)44-53-42
Оренбург (3532)37-68-04
Пенза (8412)22-31-16

Россия (495)268-04-70

Пермь (342)205-81-47
Ростов-на-Дону (863)308-18-15
Рязань (4912)46-61-64
Самара (846)206-03-16
Санкт-Петербург (812)309-46-40
Саратов (845)249-38-78
Севастополь (8692)22-31-93
Симферополь (3652)67-13-56
Смоленск (4812)29-41-54
Сочи (862)225-72-31
Ставрополь (8652)20-65-13

Казахстан (772)734-952-31

Сургут (3462)77-98-35
Тверь (4822)63-31-35
Томск (3822)98-41-53
Тула (4872)74-02-29
Тюмень (3452)66-21-18
Ульяновск (8422)24-23-59
Уфа (347)229-48-12
Хабаровск (4212)92-98-04
Челябинск (351)202-03-61
Череповец (8202)49-02-64
Ярославль (4852)69-52-93